

CH-501-A

EXTRUDED ALUMINUM MOUNTING CHANNEL

Fixture Type: _____

Project: _____


Location: _____

PRODUCT FEATURES

- Available in 2 meter sections
- Extruded aluminum construction
- Anodized matte finish
- Consult factory for custom lengths & finishes

SPECIFICATIONS

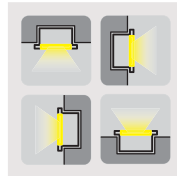
Model	CH-501-A
Length	2 meters
External Width (top)	23.2mm (15/16")
External Width (bottom)	17.1mm (11/16")
Internal Width	12.2mm (1/2")
Height	8mm (5/16")



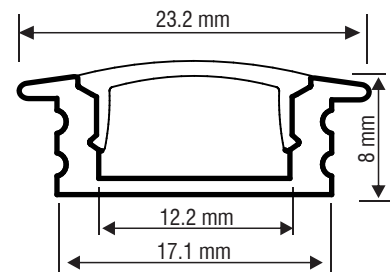
Clear lens (CL)
Frosted lens (FR)
White lens (WH)



End cap with hole
End cap without hole



Applications



ORDERING INFORMATION

Example: **CH501A-2-CL-RC-EC**

