


Cor™4 (INDOOR/OUTDOOR)

CR4-SERIES | MODULAR | LINEAR LED LIGHTING

Fixture Type: _____

Project: _____

Location: _____



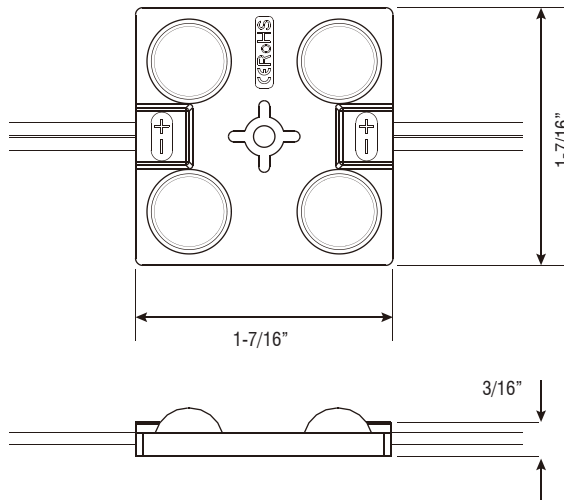
PRODUCT FEATURES

- 90+ CRI
- Dimmable
- 50,000 hour life
- ABS plastic construction
- Modular, field-configurable design
- UL-listed for indoor and outdoor use
- For use with 24V power supplies

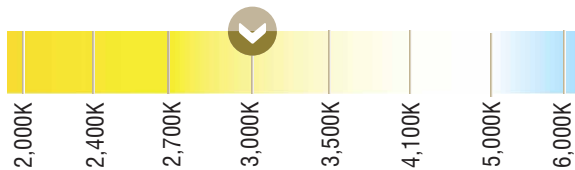
SPECIFICATIONS

Series	CR4 - Cor™4
Input Voltage	24V DC / Constant Voltage
Beam Spread	120°
Max Run Length	Unlimited, power every 32ft
Lumens/ft	260
Watts/ft	4.4
CRI	90+
Dimensions	1-7/16" L x 1-7/16" W x 3/16" D
Diode	SMD 2835
IP Rating	IP65
Dimming Options	PWM, Triac, 0-10V, DMX, Hi-lume
Temp Range	-40°F (-40°C) to 149°F (65°C)

DIMENSIONS



KELVIN TEMPERATURE SCALE



ORDERING INFORMATION

Example: **CRT4-125-3K**

Series	Length	Led Color
CRT4	—	—
CR4 - Cor™4	XXX - In Feet	3K - 3000K

Conforms to ANSI/UL Standard 2108
 Certified to CAN/CSA Standard C22.2 No. 250.0

